

CLIPSAL[®]
every room, every home

*Australia's finest selection
of quality Power Points & Switches*



clipsal.com

Contents

<i>Slimline™ SC2000</i>	4
<i>Eclipse® SL2000</i>	5
<i>Classic C2000</i>	6
<i>2000 Series</i>	7
<i>Matisse® M2000</i>	8
<i>Prestige P2000</i>	9
<i>Metal Plate</i>	10
<i>Saturn™</i>	11
<i>Reflection</i>	12
<i>Neo®</i>	13
<i>Heritage</i>	14 & 15
<i>Standard</i>	16
<i>C-Bus®</i>	17
<i>Colour Chart</i>	18



SC2000 Slimline™

SLIMLINE™
SC2000

A classic, sliced extra thin

At first glance, Slimline™ looks exactly like our C2000 Classic Series switches and sockets. Viewed from the side however, it's a completely different story. Clipsal has taken a Classic and sliced it extra thin! The result is Slimline™, a range of switches and sockets that are only 4mm thick (or should we say thin) making them the thinnest switch plate in the world. For many years, architects, builders and interior designers have been requesting slim switches that will blend into the wall surface.

Previously, the only option was the more expensive metal plate switches. With Slimline™, there is a comprehensive range that is unique but still looks at home when used with regular C2000 Classic products.

A range of metal plate covers are available in the Slimline™ Range too. They are sure to add a touch of class at a fraction of the cost. The new Chrome Shadow™ finish not only provides a stainless steel look, but it is the only option that provides switch mechanisms and power point sockets in a metal finish.



SL2000 Eclipse®



A work of Art

Over 80 years of evolution has kept Clipsal electrical products at the cutting edge of technology. Little surprise then, that the new Eclipse® Range of switches and sockets offers the thinnest switch plates in the world. With a remarkably thin 4mm profile, they are up to 60% thinner than others.

It is this understated design that truly distinguishes the Eclipse® Range from our other products on offer.

The sleek elegance of Eclipse® rests smoothly on any surface to ensure a slim and highly fashionable finish. As with Slimline™, a range of metal plate covers are available in the Eclipse® Range too.

They are sure to add a touch of class at a fraction of the cost. The Eclipse® range is also available in Clipsal's unique Chrome Shadow™ finish. This world first technology ensures that the entire switchplate, mechanism and/or socket has the stainless steel look. Chrome Shadow's unique finish resists annoying fingerprint marks and tarnishing. Switch and socket innovation has never looked this good.



*For information on how the Eclipse® Range can be used for C-Bus® and HomeMinder applications turn to page 17.

C2000 Classic Series

CLASSIC C2000

Nothing outclasses a classic

The smooth curves and sleek lines of the C2000 Classic Series reflect the latest interior design trends. Remarkable and affordable, C2000 features a level of quality and elegance that you would expect from electrical accessories costing much more.

The choice of colours and finishes available with C2000 is quite outstanding. There are metal cover finishes as well as moulded covers.

As covers and gridplates are interchangeable, you can create combinations to match the particular décor theme you are trying to achieve.



2000 Series

SERIES 2000

The power and the fashion

The 2000 Series continues its dominance as Australia's best selling range of domestic electrical accessories. Manufactured in high gloss impact resistant polycarbonate, the 2000 Series incorporates surrounds that simply clip onto the grid assemblies. The beauty of the 2000 Series is that all surrounds and grid assemblies are totally interchangeable to suit your exact requirements.

Surrounds cleverly hide all mounting screws and can be easily removed to enable painting or papering right up to the edge of the grid assembly.

Multigang surrounds are available in polycarbonate material up to 4 gang (vertical) or 3 gang (horizontal).

Available in a full range of decorator moulded colours and metallic surrounds, there's one to suit every colour scheme.



*2000 Series Key Input Units are also available for use with the C-Bus® Energy Management System - see page 17.

M2000 Matisse® Switches



Switches with the European touch

Nowadays, many electrical accessories reflect the latest European trends. The Clipsal Matisse® Range of switches is a great example of this. Like the famous artist of the same name, these switches display a sense of unique style and bold design.

Matisse® offers a choice of one, two and three gang switches, with or without inbuilt neons. Dimmers and fan controllers are also available. All models suit standard mounting accessories. The gridplates are compatible with surrounds from the innovative Clipsal 2000 Series too. Which means you can create your own combinations using deep base multigang, metal or coloured 2000 Series surrounds.

The large buttons make the switches easy to use. Plus the high gloss finish and impact resistant design make them easy to care for.



P2000 Prestige Range

PRESTIGE
P2000

Making life easier

For many years, the Prestige Range was considered the ultimate in functional design, with its large switch surface of particular benefit to those with physical or visual impairments. Now we've redesigned Prestige with as much emphasis on beautiful form as practical design.

The result is Prestige P2000, with streamlined bevelled edges and a generally softer appearance.

Prestige P2000 is available in a choice of plate sizes, in either moulded colour or metal plate finishes.

Covers are easily removed, either to allow painting or papering right up to the edge of the grid assembly, or for interchanging with other covers for a brand new décor look.



Metal Plate Range

METALPLATE RANGE

The elements of beautiful design

The Clipsal Metal Plate Range offers almost unlimited possibilities. The stainless steel switches and power outlets, for instance, look superb in today's stainless steel kitchens, while brass models beautifully complement more traditional décor.

Aesthetically stunning and brilliant in design and durability, the Metal Plate Range will add a touch of class to both domestic and commercial décor.

The largest metal plate range available in Australia, Clipsal offers a choice of lacquered polished brass, anodised aluminium and stainless steel finishes.

Three plate styles are also available:

- A - curved,
- B - flat, and
- C - with rounded corners.



Saturn™ Range



The world's most beautifully crafted switch - and in pure glass

The first thing you might notice about the new Saturn™ switch might be its luxurious glass face. Then again, it might be its distinctive illuminated round buttons. Either way, there is no denying it is arguably the most beautiful switch available. The pure glass finish is not only stylish but makes the switch durable and easy to clean.

But don't think Saturn™ is just a pretty face. It is a fully programmable intelligent switch that can go beyond simple "on / off" and deliver unlimited dimming, switching and other control functions as part of a C-Bus[®] smart home system.




Reflection Range

reflection
expression without words

Reflection - Expression without words

A sleek, contemporary design that is constructed from smooth stainless steel and boasts a flat rectangular switchplate without unsightly screws.

The metal-look switch buttons can also be removed for engraving. The switches feature an inbuilt 'cool blue' LED status indicator.



Neo[®] Range

neo
face the future

Neo[®] - Face the future

Architects were specifically commissioned to design this flagship switch for the C-Bus[®] Control and Management System. Neo[®] provides an alternative to the standard look of electrical wall switches. The large, flat, tactile, rocker action blends beautifully into the fascia and each button has the choice of coloured LED displays.



Heritage Range



Golden oldies in tune with today

The Heritage Range superbly brings together old world charm with the technology of today. These switches and sockets are the perfect answer for those wishing to renovate an older style home or to complement the décor of a new Federation style dwelling.

Unlike toggle switches of the past, Clipsal Heritage offers the safety standards, reliability and materials of today. They are even adaptable to suit modern appliances such as TVs, antennas, faxes and computers.

All metal features have been lacquered to withstand moisture and maintain their lustre. The choice of popular all metal "shallow base" versions are available as well as porcelain base versions in colours of White Electric and Black.

The 1920MB Heritage Mounting Blocks can also be combined with today's switches and power points to combine the future with yesteryear.





Capture the timeless appeal of the Heritage Range, with covers to suit your style.

The sheer elegance of Polished Brass

Polished Brass was the original metal cover in the Heritage Range, and because it was designed as an authentic match to the switches and sockets of the 1920s, it is the perfect choice for those who want to recreate a traditional look throughout their home.

The old world charm of Antique Brass

These antiques are sure to become some of your favourite collectables. The quality old world finish, unique to the Clipsal Heritage Range, will give your home a lovely sense of warmth and style.

The rustic beauty of Florentine Bronze

Boasting Michelangelo as its most famous son, Florence is renowned as Italy's capital of art and architecture. Inspired by this Renaissance city, we've applied the same rustic beauty to a range of Heritage covers and given it the name Florentine Bronze.

Go art deco with classic Chrome

Until now, finding a suitable range of switches, sockets and accessories to suit the art deco era has been almost impossible. With Clipsal Heritage in Chrome, you can go retro and coordinate your switches, power outlets and accessories with your art deco furnishings.

Timber provides the perfect finish

To complement the Heritage Range of switches and sockets there is also a selection of square, round, oval, and rectangular mounting blocks. Choose the look you want: Cedar Finish, Raw Pine, or with an Undercoat Finish ready to paint and match existing décor.

Standard Range


**STANDARD
SERIES**

Setting the standard for over 20 years

The Clipsal Standard Range of Flush Switches and accessories has been a firm favourite for many years, and with good reason. With pure, uncluttered styling and timeless lines, Clipsal's Standard Range has stood the test of time.

These accessories make it easy to update or replace switches in thousands of Australian homes built in the 1970s and 80s that already feature Standard Range products. Now however, there is a greater choice of economical flush switches and accessories than have never been available before.

The Standard Range offers a multitude of standard or decorator colours that vary from subtle tones to bold colours that really make a statement.



Clipsal C-Bus® Compatible Accessories



Technology at your fingertips

The Clipsal C-Bus® system can be easily installed in homes to become the heart of a sophisticated home automation system. Home automation lets you control almost everything in the home through automatic scheduling. Control is easy using simple buttons, a touch-sensitive screen, a telephone from anywhere in the world, the Internet or a standard web browser.

C-Bus® can also provide the ultimate flexibility in switching and dimming control in commercial and industrial applications. Functions can be added, removed, moved, or changed whatever you want from any point in the network and without cumbersome hard wiring.

The popularity of these systems has seen a demand for compatible electrical accessories that are attractive in form as well as functional in design. To cater for this demand we have developed switches for use with C-Bus® and Clipsal HomeMinder in our popular Metal Plate, 2000 Series, C2000 Classic Series,

SL2000 Eclipse® Range and SC2000 Slimline™ Range. Covers in these styles are available blank, with labelling engraved (for C2000, SL2000 and SC2000 models only) or with labelling windows.





Colour and finish options for power points and switches

All Clipsal accessories are available in a range of colours and finishes to suit most decorating needs.







































































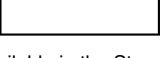

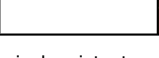



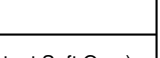
The following charts show the colours and finishes available in each range.



 Indicates non-surcharge colour.



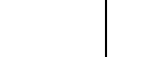























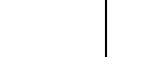







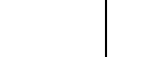







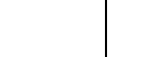
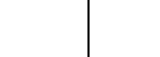








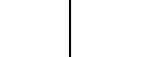







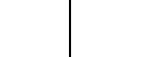





















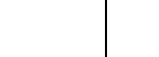
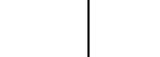
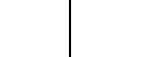











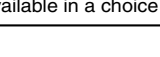

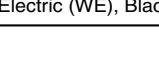

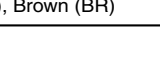



 Indicates surcharge colour.

Available Moulded Plate Colours:

	Eclipse SL2000	Slimline SC2000	Classic C2000 Series	2000 Series	Prestige P2000	Standard	Matisse M2000
Cream (CM)							
White Electric (WE)							
Soft Grey (SG)							
Desert Sand (DS)							
Black (BK)							
Brown (BR)							
Red (RD)							
Grey (GY)							
Beige (BG)							
Dove Grey (DO)							
Nutmeg (NU)							

Note: White and Soft Grey are available in the Standard Range in chemical resistant material. To order add RW (Resistant White) or RS (Resistant Soft Grey) for colour code eg: Cat No, RW

Available Metal Plate Finishes:

	C2000 Classic Series (cover plates)	2000 Series (surrounds only)	2000 M	P2000 Prestige Range (cover plates)	Heritage Range	Metal Plate Range*	Slimline SC2000	Eclipse SL2000
Lacquered Polished Brass (BS)								
Stainless Steel (SS)								
Gunmetal (GM)								
Florentine Bronze (FB)								
Antique Brass (AB)								
Anodised Satin Aluminium (A)								
Chrome Shadow (3S)								
Gold (GD)								
Brushed Aluminium (BA)								
Brushed Brass (BB)								
Chrome (CH)								
Gold Plate (GP)								
Silver Plate (SP)								

* Metal Plate Mechanisms are available in a choice of colours: White Electric (WE), Black (BK), Grey (GY), Brown (BR)

Product of Clipsal Australia Pty Ltd

ABN 27 007 873 529

Head Office

12 Park Terrace, Bowden
 South Australia 5007
 Telephone (08) 8269 0511
 Facsimile (08) 8340 1724
 Internet clipsal.com
 E-Mail plugin@clipsal.com.au

**National Customer Service Enquiries:
 1300 2025 25**

**National Customer Service Facsimile:
 1300 2025 56**

Area Representatives

NSW	Albury	(02) 6051 2377
	Central	0418 430 361
	Coffs Harbour	0418 653 183
	Dubbo	0418 822 564
	Newcastle	0407 298 792
		0418 434 169
		0418 686 040
	Tamworth	0417 714 339
	Wagga Wagga	0418 578 903
	Wollongong	0418 423 581
ACT	Canberra	0419 238 824
		0418 164 070
VIC	Bendigo	0418 570 213
	Ballarat	0418 336 291
	Mornington Peninsula	0407 795 291
	Geelong	0418 527 233
	Gippsland	0418 512 680
	Western Victoria	0419 380 444
QLD	Cairns	0418 773 254
	Mackay	0418 752 134
	Maryborough	0418 664 338
	Northern Rivers	0418 768 902
	Rockhampton	0419 869 752
	Sunshine Coast	0418 711 786
	Toowoomba	0418 726 394
	Townsville	0418 180 372
WA	Bunbury	0418 931 684
	Kalgoorlie & Eastern Gold Fields	0417 928 981
	Karratha	0418 937 249
SA	Riverland/Mildura/ Broken Hill	0418 596 145
NT	Darwin	0417 454 411
TAS		0400 979 340

International Enquiries

International Sales and Marketing

Telephone + 61 8 8269 0587
 Facsimile + 61 8 8340 7350
 E-Mail export@clipsal.com.au

New Zealand

Clipsal Industries (NZ) Ltd

Telephone (09) 576 3403
 Facsimile (09) 576 1015
 E-Mail headoffice@clipsal.co.nz

Customer Service

Free Fax (0508) 250 305
 Auckland/Mobile Phone (09) 572 0014
 Free Phone (0508) CLIPSAL
 2547725

You can find this brochure and many others online in PDF format at:

clipsal.com

Follow the links off the home page or access the following page directly:

clipsal.com/wat_lib_pdf.cfm

clipsal.com



Clipsal Australia Pty Ltd reserves the right to change specifications, modify designs and discontinue items without incurring obligation and whilst every effort is made to ensure that descriptions, specifications and other information in this catalogue are correct, no warranty is given in respect thereof and the company shall not be liable for any error therein.

©Copyright Clipsal Australia Pty Ltd 2006.
 All rights reserved.

This material is copyright under Australian and international laws. Except as permitted under the relevant law, no part of this work may be reproduced by any process without prior written permission of and acknowledgement to Clipsal Australia Pty Ltd.