

# SATURN

COLLECTION

*Simplicity. Beauty. Style.*



 **CLIPSAL**<sup>®</sup>

by Schneider Electric



# Saturn™ Horizon

## New Saturn finish on the Horizon

The sophisticated Saturn range of switches and accessories now has a new addition that's in touch with your style – Saturn Horizon.

Incorporating all of the fantastic architectural design features that have made the Saturn range so popular, Saturn Horizon offers a textural metallic finish, combining functionality and style.

Horizon Silver and Horizon Black come with a subtle charcoal grey frame and push-buttons that perfectly match the stylish new fascia, and superbly blend in with today's popular kitchen appliances and interior design.

No matter what colour you choose, Horizon provides you with the most contemporary switch design on the Australian market.

## Colours and styles

Available in Horizon Silver and Horizon Black for all wall switches, switched sockets, dimmers, fan controllers, cooker switches, and communication plates (see page 12 for colour representation).



# Clipsal Saturn™

## Clipsal Saturn – stunning design

Sharing the original sleek design that inspired Saturn Horizon, Clipsal Saturn is a premium range of architecturally designed electrical accessories. Especially appealing to those who desire the latest styles and fashions.



The entire range has set new standards in home electrical accessories – offering switch and accessory design that is unlike any other 250V electrical accessory range on the market.


Clipsal Saturn is specifically designed to offer a seamless electrical solution for your home in Ocean Mist, Espresso Black and Pure White colour variants. Going beyond just wall switches and power outlets, the Clipsal Saturn range offers a complete electrical accessory solution that gives superior functionality while enhancing your décor.

## Clipsal Saturn – pioneering push-button technology

Clipsal is proud to be the first company in Australia to introduce innovative round push-button design with the stunning range of Saturn wall switches.

Clipsal Saturn's revolutionary push-button technology gives you smooth reliable operation at the touch of a button, while incorporating inspirational architectural design.







# Saturn Wall Switches

You'll love the luxurious look and feel of Clipsal Saturn and Saturn Horizon wall switches, providing your home with a seamless style that is bound to turn heads. Each Saturn wall switch range will accommodate up to six individual switches and complement any modern interior design.

Compared with other wall switches on the market, the Saturn collection is unique: offering silky-smooth operation and architecturally designed fascias that look great and are a breeze to clean.



## Saturn Switch LED options

Too often when we need to turn a light on in the middle of the night, we're left scrambling in the dark trying to find the wall switch. This scenario is not only difficult, but could be potentially hazardous.

Whether you require a LED indicator light to find a wall switch in the dark or an LED indicator light to tell you which switch is in operation – Saturn switches have it covered. Clipsal Saturn and Saturn Horizon are also available with or without subtle, 'soft glow' LED options, the choice is yours.

## Saturn labelling

Saturn switches are also available with the option of handy labelling\*, making it easy to know what each button does.



### LABELLED BUTTON CAP PACK OPTIONS

2 x KITCHEN	1 x STUDY	6 x HEAT	2 x DINING
1 x BED	2 x EXHAUST	2 x ENTRY	2 x OUTSIDE
1 x BED 1	2 x BATH	2 x LAUNDRY	2 x SENSOR
1 x BED 2	2 x GARDEN	2 x LOUNGE	2 x TOILET
1 x BED 3	6 x FAN	2 x GARAGE	10 x CAT'S EYE BUTTON CAPS
1 x BED 4	6 x LIGHT	2 x FAMILY	

*\*Applies to Clipsal Saturn and Saturn Horizon ranges only.*

# Saturn Horizon Twin Switched Sockets

The stunning Saturn Horizon range is the ideal addition to any kitchen, complementing and enhancing this busy social hub in the home.

Saturn Horizon twin switched sockets are 250V power outlets that allow the operation of all 250V electrical appliances.

Although Saturn Horizon switched sockets work the same as a standard power outlet, the eye catching architectural design is far from standard. Their textural metallic finish and flat, square edge design blends superbly with today's kitchen appliances.



# Saturn Wall Switches

If you require multiple power outlets, Saturn quad switched sockets are the perfect option. Combining Saturn's stylish look with the convenience of a quad power outlet.

The quad switched socket is ideal for providing power to the home entertainment system, kitchen appliances and anywhere you require multiple power outlets. The benefit of extra spacing between the centre outlets makes it perfect for large plug chargers.







## Clipsal Saturn Fan Controllers

The Clipsal Saturn fan controller enables the user to enjoy the comfort of climate controlled surroundings, while matching the elegance of the Saturn and Saturn Horizon switch plate range. Sleek and stylish looks give you complete airflow control without compromise when combined with Clipsal ceiling sweep fans. The fan shown in the picture on the left-hand page is part of a premium range of three, four and five blade fans in white, metallic or stainless steel finishes.



## Clipsal Saturn Dimmers

The living room is one part of the house that can create many moods. Whether you require soft light while relaxing and watching a movie or full light while playing with the kids – Clipsal Saturn and Saturn Horizon dimmers will set the right mood any time of the day or night.

Clipsal Saturn dimmers' sleek, stylish looks give you complete lighting control without compromising your home's style. They'll also give you the advantage of energy efficiency, saving you money on power bills, while helping to save the planet.



## Innovative Design

Designed to reduce visual clutter on the wall, the new Integrally Switched Push Button Universal Dimmer incorporates on/off switching and dimming control into one mechanism.

The dimming performance has been optimised to ensure smooth, linear dimming across the control range.

The new Clipsal C-Thru® Dimmers also offer considerable flexibility. They can be used to control loads such as incandescent lamps, 240V halogen lamps, dichroic lamps and low voltage lighting that uses iron-core or electronic transformers.

The Clipsal C-Thru Integrally Switched Push Button (ISPB) dimmers set new industry standards for compatibility and reducing the space required in a wall plate.

# Styles & Colours

---

The Saturn range of colours will blend in beautifully with any home environment. Whether your style is modern and minimal or classic and cosy, the Saturn range will create a seamless look and feel throughout your home.

The Clipsal Saturn range is available in:

Ocean Mist - **OM**



Espresso Black - **EB**



Pure White - **PW**



The Saturn Horizon range is available in:

Horizon Silver - **HS**



Horizon Black - **HB**



## Accessories

---



### Saturn Communication Wall Plates

The stunning Saturn range extends beyond just wall switches and power outlets. Saturn communication wall plates are architecturally designed, giving you easy access to television, audio, phone, computer and the Internet without compromising on looks.



### Saturn Television and Audiovisual

Set the scene by incorporating all the right TV and audio connectors. Incorporate Clipsal's data jacks, HDMI connectors or Foxtel-approved TV mechanism into Saturn communication wall plates.



### Saturn Cooker Switches

Increase your home safety in style with the Saturn push-button cooker switch. The Saturn push-button cooker switch is the ideal option for isolating power to your electric bench top cooker.

Now a safety requirement in all Australian states, the Saturn push-button cooker switch will isolate power to your bench top cooker in an area that is convenient, but out of the way from kitchen traffic.

It also makes the perfect additional safety feature for cleaning on and around electric bench top cookers.

# Accessories

New Saturn Horizon is backwards compatible with Clipsal Saturn range.

## SWITCH GRID PLATES AND COVERS

Accepts 60PB and 60PBL Push-button mechanisms.

<b>4061VH</b>	Grid and cover assembly 1 gang less mech
<b>4062VH</b>	Grid and cover assembly 2 gang less mech
<b>4062HV</b>	Grid and cover assembly 2 gang less mech (horizontal aperture orientation)
<b>4063VH</b>	Grid and cover assembly 3 gang less mech
<b>4064VH</b>	Grid and cover assembly 4 gang less mech
<b>4065VH</b>	Grid and cover assembly 5 gang less mech
<b>4066VH</b>	Grid and cover assembly 6 gang less mech

## SWITCH COVERS

Switch covers only - Saturn 4000 Series.

NOTE: 4060PB Series covers suit both LED and non-LED variants.

<b>4060VXC</b>	Switch cover - blank
<b>4061PBC</b>	Switch cover 1 gang
<b>4062PBC</b>	Switch cover 2 gang
<b>4062PBHC</b>	Switch cover 2 gang (horizontal aperture orientation)
<b>4063PBC</b>	Switch cover 3 gang
<b>4064PBC</b>	Switch cover 4 gang
<b>4065PBC</b>	Switch cover 5 gang
<b>4066PBC</b>	Switch cover 6 gang

## ARCHITRAVE MODELS

<b>4061</b>	Grid and cover assembly 1 gang less mech
<b>4062</b>	Grid and cover assembly 2 gang less mech

## ARCHITRAVE SWITCH COVERS

<b>4001C</b>	Switch cover 1 gang
<b>4002C</b>	Switch cover 2 gang

## SOCKET COVERS AND SURROUNDS

<b>4015C</b>	Cover power outlet single
<b>4025C</b>	Cover power outlet double (suits both 4025 and 4025X)
<b>4025H2C</b>	Cover power outlet quad
<b>4000H2</b>	Surround 2 gang horizontal

## MOUNTING FRAMES

<b>4000VH1</b>	Mounting frames available in Black, Cream, Desert Sand, Soft Grey and White.
----------------	--

## ELECTRIC RANGE (COOKER) SWITCH COVERS

<b>4061/45C</b>	Cooker switch cover, suits both 32A and 45A models.
-----------------	---

\* LED Indicator for 4061E2PUD is set to be ON when the load is ON (load indicator).

## COMMUNICATION PLATES

<b>4031VH</b>	Communication plate 1 gang
<b>4032VH</b>	Communication plate 2 gang
<b>4033VH</b>	Communication plate 3 gang
<b>4034VH</b>	Communication plate 4 gang
<b>4036VH</b>	Communication plate 6 gang

Accepts the following:

<b>30PFM</b>	TV mechanism – Foxtel-approved
<b>30FFPFMS</b>	TV mechanism – normal
<b>30RJ45SMA6</b>	Cat6 RJ45 data socket
<b>30HDMIA</b>	HDMI mechanism – angled
<b>30HDMIS</b>	HDMI mechanism – straight
<b>30BCBM</b>	Speaker connector (Black)
<b>30BCRM</b>	Speaker connector (Red)
<b>30FAV Series</b>	RCA connectors available in Black, Red, White, Yellow, Green, Blue and Orange.

## PUSH-BUTTON SWITCH MECHANISMS

<b>60PB</b>	Switch mechanism, 20A/16AX, 250V a.c.
<b>60PBL</b>	Switch mechanism with LED, 20A/16AX, 250V a.c.

## INTERMEDIATE MECHANISMS

<b>60PBI</b>	Intermediate push-button mechanism, 10AX, 250V a.c.
--------------	---

## ROCKER SWITCH MECHANISMS

(Suit 4030 Series range)

<b>30MD, 3A</b>	Double pole switch mechanism, 10A, 250V a.c.
<b>30MI, 3A</b>	Intermediate switch mechanism, 10A, 250V a.c.
<b>30M, 3A</b>	Single pole switch mechanism, 10A, 250V a.c.

## FAN CONTROLLER

<b>30CSFM</b>	Fan speed controller mechanism, 3 speed, 75VA, 250V a.c.
<b>32E500FM</b>	Fan speed controller mechanism, electronic, 500W, 250V a.c.

## DIMMER MECHANISMS

<b>4062E450UDM</b>	Dimmer universal mechanism, 450W, 250V a.c.
<b>4061E2RUDM</b>	Integrally switched dimmer universal mechanism, rotary control, 350W, 220-240V a.c.
<b>4061E2PUDM</b>	Integrally switched dimmer universal mechanism, push button control, 350W, 220-240V a.c.*

## LABELLED BUTTON CAPS

<b>60PBC</b>	2 x KITCHEN	1 x STUDY	6 x HEAT	2 x DINING
	1 x BED	2 x EXHAUST	2 x ENTRY	2 x OUTSIDE
	1 x BED 1	2 x BATH	2 x LAUNDRY	2 x SENSOR
	1 x BED 2	2 x GARDEN	2 x LOUNGE	2 x TOILET
	1 x BED 3	6 x FAN	2 x GARAGE	10 x CAT'S EYE
	1 x BED 4	6 x LIGHT	2 x FAMILY	BUTTON CAPS

# Saturn Care Instructions

Caring for your Saturn accessories is easy and will enable you to enjoy Saturn's style for many years to come. Simply wipe down the Saturn fascia with a non-abrasive, warm damp cloth.

Although the entire Saturn range is manufactured from durable scratch and chemical resistant materials, please avoid using chemical cleaners.

# SATURN HORIZON

The Saturn Horizon range is available in Horizon Silver - **HS** and Horizon Black - **HB**  
Add your selected colour to the Cat. No. eg. 4062PB-HS

## BLANK PLATES



**4060VX**  
Blank Plate

## ARCHITRAVE SWITCHES



**4061AL**  
Architrave Switch Plate,  
1 Gang,  
20A/16AX, 250V a.c.

**4062AL**  
Architrave Switch Plate,  
2 Gang,  
20A/16AX, 250V a.c.



**4061PB**  
Push-button Switch,  
1 Gang,  
20A/16AX, 250V a.c.



**4062PBH**  
Push-button Switch,  
2 Gang, Horizontal  
Mech Orientation,  
20A/16AX, 250V a.c.



**4062PB**  
Push-button Switch,  
2 Gang,  
20A/16AX, 250V a.c.



**4063PB**  
Push-button Switch,  
3 Gang,  
20A/16AX, 250V a.c.



**4064PB**  
Push-button Switch,  
4 Gang,  
20A/16AX, 250V a.c.

## PUSH-BUTTON SWITCHES

## LED PUSH-BUTTON SWITCHES



**4061PBL**  
Push-button Switch,  
1 Gang, LED,  
20A/16AX, 250V a.c.



**4062PBLH**  
Push-button Switch,  
2 Gang, LED,  
Horizontal Mech  
Orientation,  
20A/16AX, 250V a.c.



**4062PBL**  
Push-button Switch,  
2 Gang, LED,  
20A/16AX, 250V a.c.



**4063PBL**  
Push-button Switch,  
3 Gang, LED,  
20A/16AX, 250V a.c.



**4064PBL**  
Push-button Switch,  
4 Gang, LED,  
20A/16AX, 250V a.c.



**4065PBL**  
Push-button Switch,  
5 Gang, LED,  
20A/16AX, 250V a.c.



**4066PBL**  
Push-button Switch,  
6 Gang, LED,  
20A/16AX, 250V a.c.

## FAN CONTROLLER



**4061VF3CSF**  
Fan Speed Controller,  
3 Speed,  
250V a.c., 75VA.

## DIMMER



**4062E450UD**  
Dimmer, Universal,  
Rotary Control,  
Separately Switched,  
2 Gang Grid Switch  
& Dimmer Assembly,  
220-240V a.c., 450W

## COOKER SWITCH



**4061/45**  
Single Pole, 45A,  
Push-button,  
Cooker Switch

**4061D32**  
Double Pole, 32A,  
Push-button,  
Cooker Switch

## COMMUNICATION WALL PLATES



**4031VH**  
Vertical/Horizontal  
1 Gang Grid &  
Plate Assembly



**4032VH**  
Vertical/Horizontal  
2 Gang Grid &  
Plate Assembly



**4033VH**  
Vertical/Horizontal  
3 Gang Grid &  
Plate Assembly



**4034VH**  
Vertical/Horizontal  
4 Gang Grid &  
Plate Assembly



**4036VH**  
Vertical/Horizontal  
6 Gang Grid &  
Plate Assembly

## SWITCHED SOCKETS



**4015**  
Power Outlet,  
1 Gang,  
250V a.c., 10A.



**4015L**  
Power Outlet,  
1 Gang, to suit lighting,  
250V a.c., 10A.



**4025**  
Power Outlet,  
2 Gang,  
250V a.c., 10A.



**4025X**  
Power Outlet,  
2 Gang,  
250V a.c., 10A,  
Extra Switch.


































**4025XA**  
Power Outlet,  
2 Gang,  
250V a.c. 10A,  
Removable Extra Switch.



**4025H2**  
Power Outlet,  
4 Gang,  
250V a.c., 10A, (2 x double).

# CLIPSAL SATURN

The Clipsal Saturn range is available in Ocean Mist - **OM**, Espresso Black - **EB** and Pure White - **PW**  
Add your selected colour to the Cat. No. eg. 4062PB-OM

<b>BLANK PLATES</b>  <b>4060VX</b> Blank Plate		<b>ARCHITRAVE SWITCHES</b>  <b>4061AL</b> Architrave Switch Plate, 1 Gang, 20A/16AX, 250V a.c.  <b>4062AL</b> Architrave Switch Plate, 2 Gang, 20A/16AX, 250V a.c.		<b>PUSH-BUTTON SWITCHES</b>  <b>4061PB</b> Push-button Switch, 1 Gang, 20A/16AX, 250V a.c.  <b>4062PBH</b> Push-button Switch, 2 Gang, Horizontal Mech Orientation, 20A/16AX, 250V a.c.  <b>4062PB</b> Push-button Switch, 2 Gang, 20A/16AX, 250V a.c.  <b>4063PB</b> Push-button Switch, 3 Gang, 20A/16AX, 250V a.c.  <b>4064PB</b> Push-button Switch, 4 Gang, 20A/16AX, 250V a.c.				<b>FAN CONTROLLER</b>  <b>4061VF3CSF</b> Fan Speed Controller, 3 Speed, 250V a.c., 75VA.
<b>LED PUSH-BUTTON SWITCHES</b>  <b>4061PBL</b> Push-button Switch, 1 Gang, LED, 20A/16AX, 250V a.c.  <b>4062PBHL</b> Push-button Switch, 2 Gang, LED, Horizontal Mech Orientation, 20A/16AX, 250V a.c.  <b>4062PBL</b> Push-button Switch, 2 Gang, LED, 20A/16AX, 250V a.c.  <b>4063PBL</b> Push-button Switch, 3 Gang, LED, 20A/16AX, 250V a.c.  <b>4064PBL</b> Push-button Switch, 4 Gang, LED, 20A/16AX, 250V a.c.  <b>4065PBL</b> Push-button Switch, 5 Gang, LED, 20A/16AX, 250V a.c.  <b>4066PBL</b> Push-button Switch, 6 Gang, LED, 20A/16AX, 250V a.c.								<b>COOKER SWITCH</b>  <b>4061/45</b> Single Pole, 45A, Push-button, Cooker Switch  <b>4061D32</b> Double Pole, 32A, Push-button, Cooker Switch
<b>DIMMERS</b>  <b>4062E450UDN</b> Dimmer, Universal, Rotary Control, Separately Switched, 2 Gang Grid Switch & Dimmer Assembly, 220-240V a.c., 450W  <b>4061E2RUD</b> Dimmer, Universal, Rotary Control, Integrally Switched, 1 Gang Grid Switch & Dimmer Assembly, 220-240V a.c., 350W  <b>4061E2PUDN*</b> Dimmer, Universal, Push-button Control, Integrally Switched, 1 Gang Grid Switch & Dimmer Assembly, 220-240V a.c., 350W				<b>COMMUNICATION WALL PLATES</b>  <b>4031VH</b> Vertical/Horizontal 1 Gang Grid & Plate Assembly  <b>4032VH</b> Vertical/Horizontal 2 Gang Grid & Plate Assembly  <b>4033VH</b> Vertical/Horizontal 3 Gang Grid & Plate Assembly  <b>4034VH</b> Vertical/Horizontal 4 Gang Grid & Plate Assembly  <b>4036VH</b> Vertical/Horizontal 6 Gang Grid & Plate Assembly				
<b>SWITCHED SOCKETS</b>  <b>4015</b> Power Outlet, 1 Gang, 250V a.c., 10A.  <b>4015L</b> Power Outlet, 1 Gang, to suit lighting, 250V a.c., 10A.  <b>4025</b> Power Outlet, 2 Gang, 250V a.c., 10A.  <b>4025X</b> Power Outlet, 2 Gang, 250V a.c., 10A, Extra Switch.  <b>4025XA</b> Power Outlet, 2 Gang, 250V a.c. 10A, Removable Extra Switch.  <b>4025H2</b> Power Outlet, 4 Gang, 250V a.c., 10A, (2 x double). 								

\* LED Indicator for 4061E2PUD is set to be ON when the load is ON (load indicator).



## Clipsal Powerhouse and Display Centres

Clipsal Powerhouse open 9am to 5pm Monday to Friday.  
Clipspec consultations available by appointment only.

NSW  
78 Waterloo Road  
MACQUARIE PARK NSW 2113  
Ph: (02) 9125 9450

GOLD COAST\*  
Unit 7, 82-86 Minnie Street  
SOUTHPORT QLD 4215  
Ph: (07) 3635 7486

VIC  
Building B, Ferntree Business Park  
296-310 Ferntree Gully Road  
NOTTING HILL VIC 3168  
Ph: (03) 9207 3200

QLD  
66 Merivale Street  
SOUTH BRISBANE QLD 4101  
(located in Home Ideas Centre)  
Ph: (07) 3635 7486

SA  
6/69 Sir Donald Bradman Drive  
HILTON SA 5033  
Ph: (08) 8161 0751

WA  
55 Salvado Road  
SUBIACO WA 6008  
(located in Home Base Expo)  
Ph: (08) 9347 3570

\* Selection Centre

### Schneider Electric (Australia) Pty Ltd

33-37 Port Wakefield Road, Gepps Cross  
South Australia 5094

PO Box 132, Enfield Plaza,  
South Australia 5085

**National Customer Care Enquiries:**  
**1300 2025 25**

**clipsal.com**

Website: [clipsal.com](http://clipsal.com)  
Contact us: [clipsal.com/feedback](http://clipsal.com/feedback)

You can find this brochure and many others  
online in PDF format at: **clipsal.com**  
Follow the links off the home page or access  
the following page directly:  
**clipsal.com/brochures**

Schneider Electric (Australia) Pty Ltd reserves the right  
to change specifications, modify designs and discontinue  
items without incurring obligation and whilst every effort is  
made to ensure that descriptions, specifications and other  
information in this catalogue are correct, no warranty is  
given in respect thereof and the company shall not be liable  
for any error therein.

© 2013 Schneider Electric. All Rights Reserved.

Trademarks are owned by Schneider Electric Industries  
SAS or its affiliated companies.

This document has been printed using FSC Mix Certified paper.  
ISO 14001 environmental management system in use at mill.